



Republic of the Philippines
DEPARTMENT OF THE INTERIOR AND LOCAL GOVERNMENT

1559 Matimco Bldg., Km. 4 Libertad, Butuan City
Tel. Nos.: (085) 342-2134, 341-1976, 342-2045
Email Address: official@caraga.dilg.gov.ph
Website: www.caraga.dilg.gov.ph



MEMORANDUM

TO ALL DILG PROVINCIAL/CITY DIRECTORS, CITY/MUNICIPAL LOCAL GOVERNMENT OPERATIONS OFFICERS, DILG REGION XIII

SUBJECT STATUS OF SUBMISSION OF CHILD-FRIENDLY LOCAL GOVERNANCE AUDIT (CFLGA) FORMS 1, 2 AND 3

DATE JULY 16, 2014

This has reference to our Message dated July 3, 2014 providing you a copy of Memorandum dated April 23, 2014 re: Child-Friendly Local Governance Audit (CFLGA) Implementing Guidelines. Along with the said issuance are the CFLGA Final Forms and the CFLGA Assessment Criteria/Procedures which were emailed to your end on the same date.

As stipulated in the said issuance, the Assessment Procedures are as follows:

1. Data Gathering on 2nd week of May to 4th Week of May
 - The City/Municipal (IMTF) Audit Team will conduct data gathering using CFLGA Form 1 and accomplish CFLGA Form 2 and submit both to the Provincial (IMTF) Audit Team
 - In the case of HUC, the accomplished CFLGA Form 2 (together with CFLGA Form 1) will be submitted directly to the Regional (IMTF) Audit Team
2. Provincial Assessment and Validation on 1st week of June
 - The Provincial (IMTF) Audit Team will review/validate the submitted CFLGA Forms 1 and 2, prepare CFLGA Form 3 and submit all forms to the Regional (IMTF) Audit Team
3. Regional Assessment and Validation on 2nd week of June to 4th week of June
 - The Regional (IMTF) Audit Team will validate/review the results (Forms 1, 2 and 3) from the Provincial (IMTF) Audit Teams and HUC (IMTF) Audit Team. They will prepare the consolidated overall regional rating using CFLGA Form 4 and submit the same to the RSCWC for validation.
4. Validation Phase by the RSCWC on 1st week of July to 3rd week of July
 - The RSCWC will assess and validate the results forwarded by the Regional (IMTF) Audit Team. They will prepare the list of passers using the CFLGA Form 5 and submit the same to the CWC-TMG copy furnished DILG-NBOO.

As stated in our Message dated July 3, 2014, the Memorandum dated April 23, 2014 was received by our level only on the same date. The Memorandum Circular No. 2014-80 dated July 7, 2014 re: 2014 Child-Friendly Local Governance Audit (CFLGA) was received by our level on July 8, 2014 and was sent to your level via email on the same date.

We know that we are behind of the timelines/schedules as the official communication arrived late. However, we issued Memorandum dated May 23, 2014 informing you of the CFLGA and furnishing you of the Powerpoint Presentation, Technical Notes and Implementation Guide, Assessment Criteria & Procedures, Forms and Other Information and further advising you to follow the timelines/schedules strictly.

Along this line, you and your C/MLGOOs are hereby directed to fasttrack the completion of the assessment, review, validation and submission of the required documents to this level. As agreed during the Meeting of the RAT Leaders and LGPMS PFPs on July 2, 2014, the deadline of submission of the CFLGA Forms is on July 18, 2014.

We have prepared a Status of Submission of the CFLGA Forms 1, 2 and 3 (hereto attached) for your information, validation and appropriate action. Please inform this level immediately of any discrepancies of the status report. We are also furnishing you again the final documents to be used in the implementation of the 2014 CFLGA.


Please take note of the indicators in CFLGA Form 1 that have changes, to wit:

1. Indicators Nos. 1, 2, 5 and 6. On the column "How to Determine the Score": "From Percentage Reduction of:" to "If the resultant is:"
2. Indicator No. 4. On the column "Indicator": From "Percentage Increase in the Completion Rate for Elementary Schooling" to "Completion Rate for Elementary Schooling". Take note also changes on the column "How to Determine the Score".
3. Indicator No. 8. On the column "How to Determine the Score", under sub-indicator "program vs. total budget of LGU", the highest possible score to that sub-indicator should only be 3 instead of 4, making the perfect score in Form 1 to be 49 and not 50.

Please be informed that the Regional (IMTF) Audit Team will conduct the Regional Assessment and Validation on July 21-25, 2014. It will be followed by the Validation Phase to be conducted by the RSCWC who will prepare the list of passers and submit the same to the CWC-TMG copy furnished DILG-NBOO.

For strict compliance.


LILIBETH A. FAMACION, CESO IV
Regional Director



Republic of the Philippines
DEPARTMENT OF THE INTERIOR AND LOCAL GOVERNMENT
Region XIII (Caraga Region)
MATIMCO Bldg., Km. 4, Libertad, Butuan City
Tel. No. (085) 341-1976 (Admin); (JSD); 342-2045
Fax No. (085) 342-2134; (085) 815-1299 (RPDMU)

| | |
|--------------------|-------------|
| DILG - REGION XIII | |
| RELEASED | |
| DATE: | JUL 03 2014 |
| TIME: | 3:06 PM |
| BY: | PKI |

MESSAGE FOR TRANSMISSION
July 3, 2014

TO : ALL PROVINCIAL / CITY DIRECTORS
DILG XIII

WE ARE PROVIDING YOU A COPY OF MEMORANDUM DATED 23 APRIL 2014 WHICH THIS LEVEL RECEIVED ONLY TODAY, ENTITLED "**CHILD FRIENDLY LOCAL GOVERNANCE AUDIT IMPLEMENTING GUIDELINES**". PLEASE TAKE NOTE OF THE RESPONSIBILITIES AT EACH LEVEL. WE HOPE THAT WITH THIS, CONDUCT OF THE AUDIT AND SUBMISSION OF CFLGA FORMS 1, 2 AND 3 TO THIS LEVEL WILL BE FASTTRACKED. PER AGREEMENT DURING THE RAT LEADERS AND LGPMS PROVINCIAL FOCAL PERSONS MEETING YESTERDAY, JULY 2, 2014, DEADLINE OF SUBMISSION OF THE ACCOMPLISHED CFLGA FORMS IS ON THE 18TH OF JULY.

FOR COMPLIANCE.

RD FAMACION


LILIBETH A. FAMACION, CESO IV
Regional Director



MEMORANDUM

TO : ALL DILG REGIONAL DIRECTORS, DILG-ARMM REGIONAL SECRETARY, PROVINCIAL AND CITY DIRECTORS/FIELD OFFICERS AND OTHERS CONCERNED

SUBJECT : CHILD-FRIENDLY LOCAL GOVERNANCE AUDIT IMPLEMENTING GUIDELINES

DATE : 23 APRIL 2014

PREFATORY STATEMENT

The Department supports the realization of children's rights and building a "Child-Sensitive and Child-Friendly Society", in accordance with the country's commitments to the United Nations Convention on the Rights of the Child (CRC). In this regard, the Department has committed to undertake a mandatory assessment of all LGUs through the Child-Friendly Local Governance Audit (CFLGA), which is aimed at generating local information on LGU performance in delivering children- and youth-specific social services in the community. The Council for the Welfare of Children (CWC) has adopted the CFLGA and has committed to use the results thereof in the national assessment, deliberation, and conferment of the Seal of Child-Friendly Local Governance, in coordination with the Office of the President.

The Implementing Guidelines are hereby provided to guide in the conduct of the CFLGA.

A. Responsibilities of DILG Offices at all levels

1. The DILG-Central Office, through the National Barangay Operations Office, shall:
 - a. Oversee the overall policy, technical and administrative arrangements for the CFLGA;
 - b. Coordinate with and provide guidance to Regional Focal Persons, Cluster Heads, Team Leaders of Regional Assessment Teams (RATs), as deemed necessary, in the conduct of CFLGA;
 - c. Serve as "CFLGA Help Desk" to all queries and requests for assistance from the field, particularly in the use of the CFLGA tools and protocols, among others;

- d. Monitor the implementation of the CFLGA and recommend adjustments or mitigation measures to the OUSLG to help manage risks that arise from implementation monitoring; and
- e. Undertake any measures on its own, within the authority of the Bureau, to ensure successful run of the CFLGA.

2. All DILG Regional Offices shall:

- a. Orient all C/MLGOOs, together with the Cluster Heads/Leaders, based on these guidelines and the information shared by the CFLGA team during the SGLG orientation meetings in Angeles City, Mandaluyong City, and Cebu City in April 2014;
- b. Organize and mobilize the Audit Team at all levels;
- c. Through the Regional Director or Regional Focal Person, serve as Chairperson of the Regional Audit Team;
- d. Disseminate audit tools to DILG Provincial and City Offices, as well as Cluster levels;
- e. Oversee data gathering and assessment;
- f. Help the Central Office in managing operational risks, especially at the field level;
- g. Raise questions or seek clarification on the CLFLGA through the LGPMS Help Desk in Facebook by using this query line, "attention: NBOO", so that these are responded to more quickly and adequately;
- h. Undertake quality and integrity checks of CFLGA processes and outputs from the field before submitting the same to the Central Office; and
- i. Undertake any measures on its own, within the authority of the Regional Office, to ensure successful run of the CFLGA.

3. All DILG Provincial Offices shall:

- a. Oversee the actual conduct of the CFLGA at the Cluster levels based on the agreed work plan and the support required by MLGOOs;
- b. Through the Provincial Director or Provincial Focal Person, serve as Chairperson of the Provincial Audit Team and ensure quality and integrity in the data submissions from the field using CFLGA Forms 1, 2 and 3;
- c. Help the Central and Regional Offices in managing operational risks, especially at the field level;
- d. Raise questions or seek clarification on the CLFLGA through the LGPMS Help Desk in Facebook by using this query line, "attention: NBOO", so that these are responded to more quickly and adequately; and
- e. Undertake any measures on its own, within the authority of the Provincial Office, to ensure successful run of the CFLGA.

4. All DILG City/Municipal Offices shall:
 - a. Implement the CFLGA at the city/municipal governments based on these guidelines and those shared during the orientation meetings in item 2.a above;
 - b. Chair the City/Municipal Audit Team;
 - c. Farm out the CFLGA Forms to appropriate units in the LGU and explain how to accomplish these;
 - d. Ensure that reasonable and verifiable data are indicated in CFLGA Forms 1 and 2;
 - e. Raise questions or seek clarification on the CLFLGA through the LGPMS Help Desk in Facebook by using this query line, "attention: NBOO", so that these are responded to more quickly and adequately;
 - f. Provide feedback on the remarks column about nuances and conditions that may not be fully captured by the CFLGA indicators in the appropriate Forms distributed for this CFLGA exercise; and
 - g. Ensure, at all times, the integrity, honesty and quality of data and information from LGUs, including where appropriate, indicating "No Data" and some explanation for this to guide the Central Office in the future and to provide meaningful feedback to the Council for the Welfare of Children.

B. Creating the Audit Teams (IMTF) at All Levels and Inter-Agency Arrangements

5. Audit Teams shall be formed based on the Inter-Agency Monitoring Task Force (IMTF) in accordance with DILG MC No. 2008-126 dated August 21, 2008 providing for the revised guidelines in monitoring the functionality of LCPC at all levels and for other purposes.
6. The members of the IMTF include the DILG, the Local Social Welfare and Development Officer (LSWDO)/DSWD, and DepEd. The same members shall comprise the Audit Team for the CFLGA.
7. The City/Municipal (IMTF) Audit Team shall be chaired by the C/MLGOO with LSWDO and DepEd Representative as members.
8. The Provincial (IMTF) Audit Team shall be chaired by the DILG Provincial Focal Person and the members are the Social Welfare and Development (SWAD) Team representative and DepEd representative.
9. The DILG Regional Focal Person is the chairperson of the Regional (IMTF) Audit Team with DSWD and DepEd Regional Focal Persons as members.

10. There is a Regional Sub-Committee for the Welfare of Children (RSCWC) chaired by the DSWD Regional Director. The members of the RSCWC are the Regional Directors of DILG, DOLE, DOH, DepEd, NNC, PIA, NEDA, NGO, Academe and Interfaith Representatives. All CFLGA reports of the Regional IMTF shall be submitted to the RSCWC for appropriate action.

C. Assessment Procedures

11. During the data-gathering period (2nd Week of May to 4thWeek of May), the City/Municipal Audit Team (IMTF) shall:
 - a. conduct data gathering using CFLGA Form 1 (Data Capture Form) and
 - b. accomplish CFLGA Form 2 (together with Form 1) and submit the same to the Provincial IMTF.
12. In the case of HUC/ICC, the accomplished CFLGA Form 2 (together with Form 1) shall be submitted directly to the Regional (IMTF) Audit Team.
13. During the Provincial (IMTF) Assessment and Validation period (1st week of June), the Provincial (IMTF) Audit Team shall:
 - a. review/validate the submitted Forms 1 and 2 from the field, and
 - b. prepare Form 3 together with Form 1 and submit the same to the Regional (IMTF) Audit Team.
14. During the Regional (IMTF) Assessment and Validation period (2nd week of June to 4th week of June), the Regional (IMTF) Audit Team shall:
 - a. organize, orient and mobilize the team at all levels from the 4th week of April to 1st week of May;
 - b. validate/review the results (Forms 1 and 3) forwarded by the Provincial IMTF, including those from HUCs/ICCs.
 - c. prepare the consolidated overall regional rating using Form 4; and
 - d. submit Form 4 (together with Form 1) to the RSCWC for validation.
15. During the validation phase (1st Week of July to 3rd week of July), the RSCWC shall:
 - a. assess and validate the results forwarded by the Regional (IMTF) Audit Team;
 - b. prepare the List of Audit Passers to the CFLGA using Form 5;
 - c. submit the List of Audit Passers (together with Form 1) to the CWC-Technical Management Group (TMG), copy furnished DILG-NBOO.

16. During the endorsement phase to the CWC Board (4th week of July to 3rd week of August), the CWC-TMG shall:

- a. validate the List of Passers;
- b. endorse the List of Passers to the CWC Board for conferment using Form 6;
and
- c. present the results of the assessment to the CWC Board for adoption.

17. During the conferment phase (4th week of August), the CWC Board shall confer the Seal of CFLG through a CWC Board Resolution.

18. Attached are the Forms to be used in the implementation of the CFLGA.

D. CFLGA Monitoring and Evaluation

19. The Community Capacity Development Division (CCDD) of NBOO shall oversee the overall monitoring of the CFLGA and provide the USLG progress reports.

20. In support of continuous improvement, all DILG ROs, POs, and Clusters may submit areas of enhancement and opportunities for improvement in the process, content, and system (including policy and support) in conducting the CFLGA to the NBOO in order to modify accordingly the CFLGA in future runs.

For guidance and compliance.



AUSTERE A. PANADERO
Undersecretary for Local Government

Encl.: a/s



Republic of the Philippines
DEPARTMENT OF THE INTERIOR AND LOCAL GOVERNMENT

DILG-NAPOLCOM Center, EDSA corner Quezon Avenue, West Triangle, Quezon City

Telephone Numbers 925.11.48 / 925.88.88 / 925.03.32

<http://www.dilg.gov.ph>



JULY 7, 2014

MEMORANDUM CIRCULAR

NO. 2014-80

TO : ALL PROVINCIAL GOVERNORS, CITY AND MUNICIPAL MAYORS,
THE ARMM GOVERNOR AND DILG REGIONAL SECRETARY, DILG
REGIONAL DIRECTORS/FIELD OFFICERS AND OTHERS
CONCERNED

SUBJECT : 2014 CHILD-FRIENDLY LOCAL GOVERNANCE AUDIT (CFLGA)

PREFATORY STATEMENT

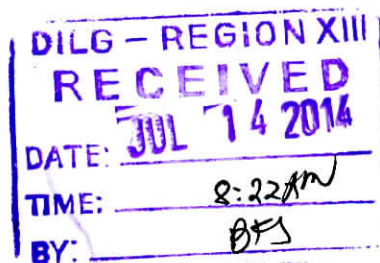
The country's commitment to build a "Child-sensitive and Child-friendly Society" shall be needing the active support of the local government units as they are in the forefront in the delivery of social services on child and youth welfare. The national governments efforts in tandem with the local government units are geared towards addressing the four broad categories of child's right to survival, development, protection and participation. Tracking the local government's responses and initiatives to identify the extent and breadth of reach of the interventions and the concomitant results is not easy. However difficult, we need to have an assessment that will tell us where we are and how we are proceeding insofar as engendering a child-friendly society.

The Department is in support of ensuring the progressive realization of the children's rights in bringing about positive results for children and to build a "Child-sensitive and Child-Friendly Society" through a mandatory audit system – the Child-Friendly Local Governance Audit (CFLGA). The CFLGA is a major tool aims at assessing the LGU performance in the delivery of social services on child and youth welfare and identifying results of the intervention. The Council for the Welfare of Children has adopted the audit and would be using the audit result as inputs in the Conferment of the Seal of Child-Friendly local Governance.

OBJECTIVES

To provide the mechanics on the conduct of Child-Friendly Local Governance Audit; and

To institute an audit system for measuring local governance performance in the delivery of services that would generate positive results for children.



1

2/14/14

COVERAGE

All cities and municipalities shall be assessed to gauge their level of performance insofar as implementing programs and instituting measures to uplift the welfare status of children.

The Child-friendly Local Governance Audit shall be done annually starting 2014.

ASSESSMENT CRITERIA

The local government units shall be assessed based on twelve (12) assessment criteria. The assessment criteria that denote positive results for children, and the improvement in their status are as follows:

1. Percentage reduction in the deaths among children below five years old or under-five mortality rate
2. Percentage reduction in the number of children under-six with below normal weights
3. Percentage increase in the number of 3-4- year-old children attending center-based day care services
4. Completion rate for elementary schooling
5. Absence of child labor or percentage reduction in child labor cases
6. Percentage reduction in the number of children victims of violence, abuse, neglect and exploitation (all forms, including physical violence, sexual abuse and exploitation, and trafficking in persons)
7. Safety measures for children in the community and schools
8. Extent of mainstreaming of Children's rights to survival, development, protection and participation in the core development agenda of LGUs
9. An ordinance establishing Barangay Violence Against Women and their Children (VAW/C) Desks
10. 2013 Philhealth accreditation in its main health facility or rural health unit for the Maternal Care Services and Primary Care
11. A Local School Board (LSB) Plan for CY 2013 that is aligned with the School Improvement Plan (SIP)
12. Completed at least 70% of its LSB Plan for 2013.


The assessment criteria shall use benchmarks and a scaling system in measuring the results and performance that are as consistent as possible to national standards, averages or targets. Scores are assigned to indicators of each assessment criterion.

DIEG Regional Directors are hereby directed to organize and mobilize Audit Teams at all levels and shall coordinate with the LGUs in the conduct of the audit.

EFFECTIVITY

This Circular shall take effect immediately.

For compliance.



MAR ROXAS
Secretary




DILG-OSEC.OUTGOING - 14-03195



Child Friendly Local Governance AUDIT



Department of the Interior and Local Government
National Barangay Operations Office (NBOO)

Child-Friendly Local Governance Audit (CFLGA)

Contents

- *Technical Notes*
- *Assessment Criteria/Procedures*
- *Implementation Guide*
- *Child-Friendly Local Governance
Audit Forms*

Technical Notes

Child Friendly Local Governance NOTES

Child-Friendly Local Governance – means that the LGU gives priority to children in planning, budgeting, legislation and delivery of services and is able to assure that all children possess the following rights classified as SURVIVAL, DEVELOPMENT, PROTECTION and PARTICIPATION rights and their needs are realized.

Survival rights include the inherent right to life, the right to a name and nationality, the right to an identity and those dealing with parental and governmental duties and obligations, adequate and decent standard of living, access to basic health care and services, social security and rehabilitation.

Development rights refer to access to educational opportunities, relevant information, play, leisure, cultural activities and rights to freedom of thought, conscience and religion.

Protection rights cover those rights which guard children against all forms of abuses, exploitation and discrimination and in areas where a child is considered to be in extremely difficult circumstances.

Participation rights pertain to the rights of freedom to expression and to have one's views taken into account, involvement in decision making and consultative process, freedom of association and assembly,

Child Friendly Local Governance Audit – a results-based assessment tool and a mandatory audit designed to identify the results of the intervention/s.

Under-five mortality rate (U5MR) is measured by the proportion of deaths among children below 5 years old per 1,000 live births.

There are LGUs which are unable to measure under- five deaths using the U5MR due to population size and other factors. Hence, the number of deaths among under-five children shall be used for the audit.

As of 2008, the under- five mortality rate of the Philippines is 34 deaths among children below 5 years old per 1,000 live births. Source: NDHS

Underweight – is a condition where the child's weight is lower than that of a normal child of the same age and is measured using weight - for- age as the index. It indicates current malnutrition.

As of 2008, underweight 0-59 month old are 20.6%. Source: National Nutrition Survey (NNS)

The Philippines' MDG target for underweight under-six children is 13.7% for 2015 and 12.7% for 2016.

Center-based Day Care – operation is usually run in a separate physical structure and is staffed by trained day care worker/s.

Day care attendance among children 3-4 years old is 19.45% as of 2010. Source: State of the Art review of the Day Care Program 2010

E.O. 685 defines the age group of early childhood education as 3-4 year-old children in day care programmes and 5-year old children in preschools or in kindergarten (as prescribed in the Kindergarten Act).

Completion Rate, Elementary Level – is the percentage of first grade entrants in a level of education who complete/finish the level in accordance with the required number of years of study.

As of SY 2010-2011, the national completion rate in the elementary level is 72.11%. Source: BEIS

The Philippines' MDG target for completion rate at the elementary level is 82.2% for SY 2015-2016. Source : 2nd NPAC

For this Audit, combined public and private completion rate shall be undertaken.

Child labor – refers to any work or economic activity performed by a child that subjects him/her to any form of exploitation or is harmful to his/her health and safety or physical, mental or psychosocial development.

Worst form of child labor include all forms of slavery as defined in the Expanded Anti-Trafficking in Persons Act (R.A. 10364), including the recruitment of children for use in armed conflict, prostitution or pornography, illicit activities including production and trafficking of dangerous drugs or volatile substances, work which is hazardous or likely to be harmful to the health, safety and morals of children (RA 9231).

Child work refers to a child below 15 with work permit from DOLE and directly under the supervision of parents and guardians, involves light work, occasional and legal based on RA 7610.

Children's programs and projects in the Annual Investment Plan – these are programs/projects of the LGUs that are benefitting children included in the Annual Investment Plan, e.g. health and nutrition program, universal birth registration, establishment or improvement of the standard day care centers, elimination of all forms of child abuse, implementation of intervention and diversion programs for CICL, HIV/AIDS prevention, maternal and post natal care; construction/maintenance of community infrastructures like children's playground and library, youth centers, etc; strengthening the family through parental care and guidance, parent education; provision of potable water supply; services and programs that respond to the special needs, interests and concerns of children and offer appropriate counselling and guidance to these children and their families; training/capacity building of service providers for children, etc.

Local Code for Children operationalizes and localizes national laws on children as well as the provisions of the Convention on the Rights of the Child. Provides for implementing and monitoring mechanisms and sanctions for violations of child rights.

Annual State of Children's Report renders an accounting of the accomplishments of the past year, the implementation of the programs/projects for children as well as the Local Code for Children, the present status of children in the locality and the priorities of the local chief executive for the succeeding year.

Local Council for the Protection of Children (LCPC) is responsible in planning and spearheading programs for children at the local level with the end view of making the locality child-friendly.

Indicators of Functionality

| Indicator | Rating |
|----------------------------|--------|
| Organization | 10% |
| Meetings | 10% |
| Policies, Plans and Budget | 30% |
| Accomplishments | 50% |
| total | 100% |

Level of Functionality of the LCPC

- I Basic the LCPC attained a rating of 20% and below and satisfied the requirements for organization and/or meetings
- II Progressive the LCPC attained a rating of 21% - 50% and aside from organization and meetings, It also satisfied the requirements for any of the sub-Indicators under Policies, Plans and Budget or Accomplishment or vice versa
- III Mature the LCPC attained a rating of 51-79%, was able to satisfy the requirements for organization and meetings and any of the sub-Indicators for Policies, Plans and Budget or Accomplishment or vice versa
- IV Ideal the LCPC attained a rating of 80-100% which means that the Council was able to satisfy the requirements for all the indicators of a functional LCPC.



Assessment Criteria/Procedures

ASSESSMENT CRITERIA/PROCEDURES

A. The Local Government Units shall be assessed based on Twelve (12) Assessment Indicators

The following are the twelve indicators and the procedures on how to compute for the corresponding score in each indicator:

1. Percentage reduction in deaths among under-five years old children.

Formula: $\% \text{ reduction} = \frac{a-b}{b} \times 100$

Where:

a = No. of deaths among under-five years old children in 2013 divided by population of under-five years old children in 2013

b = No. of deaths among under-five years old children in 2012 divided by population of under-five years old children in 2012

With negative resultant:

Example:

Given: 200 = 2013 population of children under five-years old
 50 = 2013 no. of deaths among under-five years old children
 100 = 2012 population of children under five-years old
 50 = 2012 no. of deaths among under-five years old children

$$\begin{aligned} \text{Substitution:} &= \frac{\left(\frac{50}{200}\right) - \left(\frac{50}{100}\right)}{\left(\frac{50}{100}\right)} \times 100 \\ &= \frac{0.25 - 0.50}{0.50} \times 100 \\ &= -0.25 \times 100 \\ &= -0.50 \times 100 \\ &= -50 \text{ is the resultant} \end{aligned}$$

Explanation: Resultant is -50 which means that there was a reduction in deaths of children below five years old from 2012 to 2013. The score is 5 as it falls under category "-8% and below" resultant.

With positive resultant:

Example:

Given: 300 = 2013 population of children under five-years old
 100 = 2013 no. of deaths among under-five years old children
 200 = 2012 population of children under five-years old
 50 = 2012 no. of deaths among under-five years old children

$$\begin{aligned}
 \text{Substitution:} &= \frac{\left(\frac{100}{300}\right) - \left(\frac{50}{200}\right)}{\left(\frac{50}{200}\right)} \times 100 \\
 &= \frac{0.33 - 0.25}{0.25} \times 100 \\
 &= \frac{0.08}{0.25} \times 100 \\
 &= 0.32 \times 100 \\
 &= 32 \text{ is the resultant}
 \end{aligned}$$

Explanation: Resultant is 32 which means that there was an increase in deaths of children below five years old from 2012 to 2013. The score is 0 as it falls under category "Positive Resultant".

If the resultant is:

| Result | Point Score |
|----------------------------|-------------|
| -8.0% and below | 5 |
| -6.0% - 7.9% | 4 |
| -4.0% - 5.9% | 3 |
| -2.0% - 3.9% | 2 |
| -1.0% - 1.9% | 1 |
| 0 - Any Positive Resultant | 0 |
| No data | 0 |

2. Percentage reduction in children under-six years old with below normal weights.

Formula: $\% \text{ reduction} = \frac{a-b}{b} \times 100$

Where:

a = No. of children under six years old, below normal weights in 2013 divided by population of children under six years old in 2013.

b = No. of children under six years old, below normal weights in 2012 divided by population of under six years old children in 2012.

With negative resultant:

Example:

Given: 400 = 2013 population of children under six-years old
 100 = 2013 no. of children under six years old with below normal weights
 200 = 2012 population of children under six-years old
 75 = 2012 no. of children under six years old with below normal weights

Substitution:

$$= \frac{\left(\frac{100}{400}\right) - \left(\frac{75}{200}\right)}{\left(\frac{75}{200}\right)} \times 100$$

$$= \frac{0.25 - 0.375}{0.375} \times 100$$

$$= \frac{-0.125}{0.375} \times 100$$

$$= -0.33 \times 100$$

$$= -33 \text{ is the resultant}$$

Explanation: Resultant is -33 which means that there was a reduction in children under six-years old with below normal weights from 2012 to 2013. The score is 5 as it falls under category "-25% and below" resultant.

With positive resultant:

Example:

Given: 400 = 2013 population of children under six-years old
 150 = 2013 no. of children under six years old with below normal weights
 200 = 2012 population of children under six-years old
 50 = 2012 no. of children under six years old with below normal weights

Substitution:

$$= \frac{\left(\frac{150}{400} \right) - \left(\frac{50}{200} \right)}{\left(\frac{50}{200} \right)} \times 100$$

$$= \frac{0.375 - 0.25}{0.25} \times 100$$

$$= \frac{0.125}{0.25} \times 100$$

$$= 0.5 \times 100$$

$$= 50 \text{ is the resultant}$$

Explanation: Resultant is 50 which means that there was an increase in children under six-years old with below normal weights from 2012 to 2013. The score is 0 as it falls under category "Positive Resultant".

If the resultant is:

| Result | Point Score |
|----------------------------|-------------|
| -25.0% and below | 5 |
| -20.0 - 24.9% | 4 |
| -14.0 - 19.9% | 3 |
| -9.0 - 13.9% | 2 |
| -1.0 - 8.9% | 1 |
| 0 - Any Positive Resultant | 0 |
| No data | 0 |

3. Percentage increase in the number of 3-4 years old children attending center-based day care services.

Formula: $\% \text{ increase} = \frac{a-b}{b} \times 100$

Where:

a = No. of 3-4 years old children attending center-based day care services in 2013 divided by population of 3-4 year-old children in 2013

b = No. of 3-4 year-old children attending center-based day care services in 2012 divided by population of 3-4 years old children in 2012

With positive resultant:

Example:

Given: 300 = 2013 population of 3-4 years old children
100 = 2013 day care attendance
200 = 2012 population of 3-4 years old children
50 = 2012 day care attendance

Substitution:
$$= \frac{\left(\frac{100}{300}\right) - \left(\frac{50}{200}\right)}{\left(\frac{50}{200}\right)} \times 100$$
$$= \frac{0.33 - 0.25}{0.25} \times 100$$
$$= \frac{0.08}{0.25} \times 100$$
$$= 0.32 \times 100$$
$$= 32 \text{ is the resultant}$$
$$= 32\% \text{ is the percentage increase.}$$

Explanation: Resultant is 32 which means that there was an increase in day care attendance from 2012 to 2013. The score is 5 as it falls under an increase category of "25% and above".

With negative resultant:

Example:

Given: 300 = 2013 population of 3-4 years old children
75 = 2013 day care attendance
200 = 2012 population of 3-4 years old children
100 = 2012 day care attendance

Substitution:
$$= \frac{\left(\frac{75}{300}\right) - \left(\frac{100}{200}\right)}{\left(\frac{100}{200}\right)} \times 100$$

$$= \frac{0.25 - 0.50}{0.50} \times 100$$

$$= \frac{-0.25}{0.50} \times 100$$

$$= -0.50 \times 100$$

= -50 is the resultant

= 50% is the percentage reduction.

Explanation: Resultant is -50 which means that there was a reduction of 50% in day care attendance from 2012 to 2013. The score is 0 considering that there is no increase in day care attendance.

If the resultant is:

| Result | Point Score |
|---------------|-------------|
| 25% and above | 5 |
| 20 - 24.9% | 4 |
| 15 - 19.9% | 3 |
| 10 - 14.9% | 2 |
| Below 10% | 1 |
| No data | 0 |

4. Completion rate for elementary schooling in 2013 in Public and Private School (MDG Target for SY 2015 - 2016 is 82.25).

Completion Rate:

| Result | Point Score |
|------------------|-------------|
| 82.20% and above | 5 |
| 70.41% - 82.19% | 4 |
| 58.63% - 70.40% | 3 |
| 46.85% - 58.62% | 2 |
| Below 46.85% = 1 | 1 |
| No data | 0 |

5. Absence of child labor or percentage reduction in child labor cases

Formula: $\% \text{ reduction} = \frac{a-b}{b} \times 100$

Where: a = No. of child labor cases in 2013 divided by population of children in 2013
 b = No. of child labor cases in 2012 divided by population of children in 2012

Note: Absence of child labor cases = 5

With negative resultant:

Example:

Given: 500 = 2013 population of children
 150 = 2013 child labor cases
 300 = 2012 population of children
 100 = 2012 child labor cases

Substitution:
$$= \frac{\left(\frac{150}{500}\right) - \left(\frac{100}{300}\right)}{\left(\frac{100}{300}\right)} \times 100$$

$$= \frac{0.3 - 0.33}{0.33} \times 100$$

$$= \frac{-0.03}{0.33} \times 100$$

$$= -0.09 \times 100$$

= -9 is the resultant

Explanation: Resultant is -9 which means that there was a reduction in child labor cases from 2012 to 2013. The score is 1 as it falls under category "-1.0 -14.9 %" resultant.

With positive resultant:

Example:

Given: 500 = 2013 population of children
 125 = 2013 child labor cases
 300 = 2012 population of children
 50 = 2012 child labor cases

$$\text{Substitution: } = \frac{\left(\frac{125}{500} \right) - \left(\frac{50}{300} \right)}{\left(\frac{50}{300} \right)} \times 100$$

$$= \frac{0.25 - 0.17}{0.17} \times 100$$

$$= \frac{0.08}{0.17} \times 100$$

$$= 0.47 \times 100$$

= 47 is the resultant

Explanation: Resultant is 47 which means that there was an increase in child labor cases from 2012 to 2013. The score is 0 as it falls under category "Positive Resultant".

If the resultant is:

| Result | Point Score |
|----------------------------|-------------|
| -50.0% and below | 5 |
| -40.0 - 49.9% | 4 |
| -25.0 - 39.9% | 3 |
| -15.0 - 24.9% | 2 |
| -1.0 -14.9 % | 1 |
| 0 - Any Positive Resultant | 0 |
| No data | 0 |

= 20 is the resultant

Explanation: Resultant is 20 which means that there was an increase in children victims of violence, abuse, neglect and exploitation from 2012 to 2013. The score is 0 as it falls under category "Positive Resultant".

If the resultant is:

| Result | Point Score |
|----------------------------|-------------|
| -50.0% and below | 5 |
| -40.0 – 49.9% | 4 |
| -25.0 – 39.9% | 3 |
| -15.0 – 24.9% | 2 |
| -1.0 -14.9 % | 1 |
| 0 – Any Positive Resultant | 0 |
| No data | 0 |

7. Safety measures for children in the community and schools

Presence of Ordinance regulating the seating capacity of tricycles, jeepneys and other modes of public transport

Yes = 1 No = 0

Presence of Ordinance prohibiting the selling of firecrackers to children

Yes = 1 No = 0

8. Extent of mainstreaming of Children's rights to survival, development, protection and participation in the Core Development Agenda (CDA) of the LGU

Children's programs and projects in AIP

Yes = 1 No = 0

Percent share of Children's programme to the total budget of LGU (2013)

Formula: $C = \frac{a}{b} \times 100$

Where:

a = Budget allocated for children's programme in 2013

b = Total budget of LGU in 2013

| Result | Point Score |
|-----------------|-------------|
| 10.0% and above | 3 |
| 5% - 9.9% | 2 |
| Below 5% | 1 |

Budget Utilization Rate of children's programme VS. Total budget of LGU

Budget Utilization Rate = $\frac{\text{amount utilized for children}}{\text{total budget for children}} \times 100$

| Result | Point Score |
|-----------------|-------------|
| 70.0% and above | 3 |
| 50% - 69.9% | 2 |
| Below 50% | 1 |

= 20 is the resultant

Explanation: Resultant is 20 which means that there was an increase in children victims of violence, abuse, neglect and exploitation from 2012 to 2013. The score is 0 as it falls under category "Positive Resultant".

If the resultant is:

| Result | Point Score |
|-----------------------------|-------------|
| -50.0% and below | 5 |
| -40.0 – 49.9% | 4 |
| -25.0 – 39.9% | 3 |
| -15.0 – 24.9% | 2 |
| -1.0 -14.9 % | 1 |
| 0 -- Any Positive Resultant | 0 |
| No data | 0 |

7. Safety measures for children in the community and schools

Presence of Ordinance regulating the seating capacity of tricycles, jeepneys and other modes of public transport

Yes = 1 No = 0

Presence of Ordinance prohibiting the selling of firecrackers to children

Yes = 1 No = 0

8. Extent of mainstreaming of Children's rights to survival, development, protection and participation in the Core Development Agenda (CDA) of the LGU

Children's programs and projects in AIP

Yes = 1 No = 0

Percent share of Children's programme to the total budget of LGU (2013)

Formula: $C = \frac{a}{b} \times 100$

Where:

a = Budget allocated for children's programme in 2013

b = Total budget of LGU in 2013

| Result | Point Score |
|-----------------|-------------|
| 10.0% and above | 3 |
| 5% - 9.9% | 2 |
| Below 5% | 1 |

Budget Utilization Rate of children's programme VS. Total budget of LGU

Budget Utilization Rate = $\frac{\text{amount utilized for children}}{\text{total budget for children}} \times 100$

| Result | Point Score |
|-----------------|-------------|
| 70.0% and above | 3 |
| 50% - 69.9% | 2 |
| Below 50% | 1 |

With annual state of children's report

Yes = 1 No = 0

Existence of Local Code for Children

Yes = 1 No = 0

Functional LCPC (2013)

At least mature functionality = 1
Below mature = 0
No data = 0

Functional BCPC (2013)

*BCPCs with ideal or mature functionality are considered functional

% of Functional BCPCs = $\frac{a}{b} \times 100$

a = no. of BCPCs with ideal and mature functionality
b = Total no. of barangays

Example Given:

a = 30 BCPCs with ideal and mature functionality in 2013
b = 50 total no. of barangays in a municipality

% Functional BCPCs = $\frac{30}{50} \times 100$

= 0.6 x 100

= 60

= 60% of BCPCs are functional

BCPCs with ideal or mature functionality:

50% and above = 1
Less than 50% = 0
No data = 0

Child Participation in BCPC (2013)

% of BCPCs with Child Representative = $\frac{a}{b} \times 100$

a = no. of BCPCs with child representative
b = total no. of barangays

Example Given:

a = 40 BCPCs with child representative
b = 50 total number of barangays in a municipality

= $\frac{40}{50} \times 100$

= 0.8 x 100 = 80

= 80% of BCPCs are with child representative

BCPC with child representative:

75% and above = 1
Less than 75% = 0
No data = 0

9. An Ordinance establishing Barangay Violence Against Women and Their Children (VAW/C) Desks

Presence of Ordinance establishing VAW/C Desks

Yes = 1 No = 0

10. 2013 PhilHealth Accreditation in its main health facility or rural health unit for the following:

a. Maternal Care Services, With Certificate of Accreditation

Yes = 1 No = 0

b. Primary Care Services, With Certificate of Accreditation

Yes = 1 No = 0

11. A Local School Board (LSB) Plan for CY 2013 that is aligned with the School Improvement Plan (SIP)

Local School Board Plan aligned with School Improvement Plan

Yes = 1 No = 0

12. Completed at least 70%, its LSB Plan for 2013

70% and above completed

Yes = 1 No = 0

B. Add all the scores to obtain the total score of the LGU and look for the equivalent rating in the point system as shown in the table below:

| POINT SCORE | EQUIVALENT RATING | POINT SCORE | EQUIVALENT RATING |
|-------------|-------------------|-------------|-------------------|
| 49 | 100% | 36 | 87% |
| 48 | 99% | 35 | 86% |
| 47 | 98% | 34 | 85% |
| 46 | 97% | 33 | 84% |
| 45 | 96% | 32 | 83% |
| 44 | 95% | 31 | 82% |
| 43 | 94% | 30 | 81% |
| 42 | 93% | 29 | 80% |
| 41 | 92% | 28 | 79% |
| 40 | 91% | 27 | 78% |
| 39 | 90% | 26 | 77% |
| 38 | 89% | 25 | 76% |
| 37 | 88% | 24 | 75% |

A vertical dashed line consisting of 20 short, thick black horizontal bars spaced evenly along the left edge of the page.

Implementation Guide

CHILD-FRIENDLY LOCAL GOVERNANCE AUDIT IMPLEMENTATION GUIDE

| Who | What To Do | Timeline | | Duration | Form to Use | Description |
|-------------------------------------|--|-----------------------------|----------------------------|----------|--|--|
| City/Municipality Audit Team (IMTF) | Conducts data gathering, accomplishes and submits of CFLGA Form 2 (together with Form 1) to the Provincial IMTF | 2 nd wk of May | 4 th wk of May | 3 weeks | CFLGA Form 1 CFLGA Form 2 | Data Capture Form City/Mun. Summary of Scores |
| Provincial Audit Team (IMTF) | Validates the submitted Forms 1 and 2, prepares and submits Form 3 together with Form 1 to Regional (IMTF) Audit Team | 1 st wk of June | 1 st wk of June | 1 week | CFLGA Form 1 CFLGA Form 2 CFLGA Form 3 | Data Capture Form City/Mun. Summary of Scores Consolidated Provincial Over All Rating |
| Regional Audit Team (IMTF) | Organizes, orients and mobilizes the team at all levels | 4 th wk of April | 1 st wk of May | 1 week | | |
| | Validates the submitted Forms 1 and 3, prepares the overall Regional Rating and submit Form 4 together with Form 1 to Regional Sub-committee for the Welfare of Children (RSCWC) | 2 nd wk of June | 4 th wk of June | 3 weeks | CFLGA Form 1 CFLGA Form 3 CFLGA Form 4 | Data Capture Form Consolidated Provincial Over All Rating Consolidated Regional Overall Rating |
| RSCWC | Assess, validates the scores, prepares list of audit passers using form 5 and endorses to CWC-TMG copy furnish DILG-NBOO | 1 st wk of July | 3 rd wk of July | 3 weeks | CFLGA Form 1 CFLGA Form 4 CFLGA Form 5 | Data Capture Form Consolidated Regional Overall Rating List of Audit Passers |

| | | | | | | |
|-----------|--|------------------|------------------------------|---------|--|---|
| CWC-TMG | Validates and endorses to CWC Board the audit passers for conferment | 4th wk of July. | 3rd wk of August | 4 weeks | CFLGA Form 1 CFLGA Form 5 CFLGA Form 6 | Data Capture Form List of Eligible LGUs List of Endorsed LGUs |
| CWC Board | Conferment through a Board resolution | 4th wk of August | 4 th wk of August | 1 wk | | |

CFLGA Form 1: DATA CAPTURE FORM

CFLGA Form 1-A: Data from City/Mun. Budget Office

CFLGA Form 1-B: Data from DILG City/Mun. Field Office

CFLGA Form 1-C: Data to be Gathered by the City/Mun.

Social Welfare and Development Office

CFLGA Form 1-D: Data from City/Mun. Planning Office

CFLGA Form 1-E: Data from Department of Education

CFLGA Form 1-F: Data from City/Mun. Health Office

CFLGA Form 1-G: Data from Sangguniang Bayan/Panglungsod

CFLGA Form 2: SUMMARY OF SCORES PER CITY/MUNICIPALITY

CFLGA Form 3: CONSOLIDATED PROVINCIAL OVERALL RATING

CFLGA Form 4: CONSOLIDATED REGIONAL OVERALL RATING

CFLGA Form 5: CONSOLIDATED REGIONAL ELIGIBLE LGUs

CFLGA Form 6: CONSOLIDATED AUDIT PASSERS



CFLGA AUDIT FORMS



CY: _____

Region: _____

Province: _____

City/Mun: _____

| INDICATORS | DATA REQUIREMENTS | DATA SOURCE | HOW TO DETERMINE THE SCORE | SCORE |
|---|--|--|---|-------|
| 1. Percentage reduction in deaths among under-five children | <ul style="list-style-type: none"> Population of children under-five years old in: 2012 - _____ 2013 - _____ Number of deaths among under-five years old children in: 2012 - _____ 2013 - _____ | City/Municipal Health Office | If the resultant is: - 8.0% and below = 5 - 6.0% - 7.9% = 4 - 4.0% - 5.9% = 3 - 2.0% - 3.9% = 2 - 1.0% - 1.9% = 1 0 - Any Positive Resultant = 0 No Data = 0 | |
| 2. Percentage reduction in children under-six with below normal weights | <ul style="list-style-type: none"> Population of children under-six years old in: 2012 - _____ 2013 - _____ Number of under-six years old children with below normal weights in: 2012 - _____ 2013 - _____ | City/Municipal Health Office | If the resultant is: - 25.0% and below = 5 - 20.0 - 24.9% = 4 - 14.0 - 19.9% = 3 - 9.0 - 13.9% = 2 - 1.0 - 8.9% = 1 0 - Any Positive Resultant = 0 No Data = 0 | |
| 3. Percentage increase in day care attendance | <ul style="list-style-type: none"> Population of 3-4 year old children in: 2012 - _____ 2013 - _____ | City/Municipal Social Welfare and Development Office | Percentage increase of: 25% and above = 5 20 - 24.9% = 4 15 - 19.9% = 3 10 - 14.9% = 2 Below 10% = 1 | |

CHILD-FRIENDLY LOCAL GOVERNANCE AUDIT

DATA CAPTURE FORM

| INDICATORS | DATA REQUIREMENTS | DATA SOURCE | HOW TO DETERMINE THE SCORE | SCORE |
|--|---|--|--|-------|
| | <ul style="list-style-type: none"> Number of 3-4 year old children attending day care centers in: 2012 - _____ 2013 - _____ | City/Municipal Social Welfare and Development Office | No increase = 0 No Data = 0 | |
| 4. Completion rate for elementary schooling | <ul style="list-style-type: none"> Elementary completion rate in school year: (Public and Private School) 2013 - _____ | DepEd | Completion Rate: 82.20% and above = 5 70.41% - 82.19% = 4 58.63% - 70.40% = 3 46.85% - 58.62% = 2 Below 46.85 = 1 No Data = 0 | |
| 5. Absence of child labour or percentage reduction in child labour cases | <ul style="list-style-type: none"> Population of children, 1-below 18 years old in: 2012 - _____ 2013 - _____ No. of child labour cases in: 2012 - _____ 2013 - _____ | City/Municipal Social Welfare and Development Office | Absence of child labour cases = 5 If the resultant is: - 50.0% and below = 5 - 40.0 - 49.9% = 4 - 25.0 - 39.9% = 3 - 15.0 - 24.9% = 2 - 1.0 - 14.9% = 1 0 - Any Positive Resultant = 0 No Data = 0 | |
| 6. Percentage reduction in the number of children victims of violence, abuse, neglect, exploitation and trafficking in persons | <ul style="list-style-type: none"> Population of children, 1- below 18 years old in: 2012 - _____ 2013 - _____ No. of children victims of violence, abuse, neglect, exploitation and trafficking in persons in: 2012 - _____ 2013 - _____ | City/Municipal Social Welfare and Development Office | If the resultant is: - 50.0% and below = 5 - 40.0 - 49.9% = 4 - 25.0 - 39.9% = 3 - 15.0 - 24.9% = 2 - 1.0 - 14.9% = 1 0 - Any Positive Resultant = 0 No Data = 0 | |

| INDICATORS | DATA REQUIREMENTS | DATA SOURCE | HOW TO DETERMINE THE SCORE | SCORE |
|--|--|---|--|-------|
| 7. Safety measures for children in the community and schools | <ul style="list-style-type: none"> • Presence of Ordinance regulating the seating capacity of tricycles/ jeepneys and other modes of public transport • Presence of Ordinance prohibiting the selling of firecrackers to children | Sangguniang Bayan/ Panglungsod Office | <p>With Ordinance</p> <p>Yes = 1 No = 0</p> <p>With Ordinance</p> <p>Yes = 1 No = 0</p> | |
| 8. Children's rights to survival, development, protection and participation are mainstreamed in the core development agenda of the LGU | <ul style="list-style-type: none"> • Annual Investment Program • Total budget of LGU in 2013 Php _____ • Budget allocated for children's programme in 2013 Php _____ • Budget utilized for children's programme in 2013 Php _____ • Annual state of children's report | <p>City/Municipal Budget Office</p> <p>City/Municipal Planning Office</p> | <p>Children's programs and projects in AIP</p> <p>Yes = 1 No = 0</p> <p>Budget share of children's programme VS. total budget Local Government Unit (LGU)</p> <p>10% and above = 3 5 -- 9.9% = 2 Below 5% = 1</p> <p>Budget utilization</p> <p>70% and above = 3 50 -- 69.9% = 2 Below 50% = 1</p> <p>With annual state of children's report</p> <p>Yes = 1 No = 0</p> | |

DATA CAPTURE FORM

| INDICATORS | DATA REQUIREMENTS | DATA SOURCE | HOW TO DETERMINE THE SCORE | SCORE |
|---|--|--|--|-------|
| | <ul style="list-style-type: none"> • Local Code for Children • LCPC (2013) • BCPC (2013) • Child Participation in BCPC in 2013 | <p>Sangguniang Bayan/ Panglungsod Office</p> <p>DILG-City/Municipal Field Office</p> <p>City/Municipal Social Welfare and Development Office</p> | <p>Existence of local code for children</p> <p style="padding-left: 40px;">Yes = 1 No = 0</p> <p>Functional LCPC</p> <p style="padding-left: 40px;">At least mature functionality = 1 Below mature = 0 No Data = 0</p> <p>Functional BCPCs with Ideal and mature functionality</p> <p style="padding-left: 40px;">50% and above = 1 Less than 50% = 0 No Data = 0</p> <p>Child Participation in BCPC BCPC with Child representative</p> <p style="padding-left: 40px;">75% and above = 1 Less than 75% = 0 No Data = 0</p> | |
| <p>9. An ordinance or Executive Order establishing Barangay Violence Against Women and Their Children (VAW/C) Desks</p> | <ul style="list-style-type: none"> • Presence of Ordinance or Executive Order establishing Barangay VAW/C Desks | <p>Sangguniang Bayan/ Panglungsod</p> | <p>With an ordinance or E.O.</p> <p style="padding-left: 40px;">Yes = 1 No = 0</p> | |

DATA CAPTURE FORM

| INDICATORS | DATA REQUIREMENTS | DATA SOURCE | HOW TO DETERMINE THE SCORE | SCORE |
|---|---|------------------------------|--|-------|
| 10. 2013 PhilHealth Accreditation in its main health facility or rural health unit for the ff: a. Maternal Care Services b. Primary Care Services | <ul style="list-style-type: none"> Presence of Certificate of Accreditation for: a. Maternal Care Services b. Primary Care Services | City/Municipal Health Office | With certificate of accreditation a. Maternal Care Services Yes = 1 No = 0 b. Primary Care Services Yes = 1 No = 0 | |
| 11. A Local School Board (LSB) Plan for CY 2013 that is aligned with the School Improvement Plan (SIP) | <ul style="list-style-type: none"> CY 2013 LSB Plan aligned with SI Plan | DepEd | LSB Plan aligned with SI Plan Yes = 1 No = 0 | |
| 12. Completed at least 70%, its LSB Plan for 2013 | <ul style="list-style-type: none"> Accomplishment Report in the implementation of LSB Plans for CY 2013 | DepEd | 70% and above completed Yes = 1 No = 0 | |

Accomplished by:

City/Municipal (IMTF) Audit Team

C/MSWD Officer - Member

DepEd Rep. - Member

C/MLGOO- Chairperson

Child-Friendly Local Governance Audit

Data from City/Mun. Budget Office

| Indicator | Data Requirements | Remarks/ (pls. indicate if no data) |
|---|---|--|
| <p>1. Extent of mainstreaming of children's rights to survival, development, protection and participation in the core development agenda of the LGU</p> <ul style="list-style-type: none"> • With children's programs and projects in the Annual Investment Plan in 2013 • Budget share for children's programs/projects • Budget utilization rate | <ul style="list-style-type: none"> • Children's programs and projects in the Annual Investment Plan in 2013 Yes _____ No _____ • Total budget of LGU in 2013 _____ • Budget allocated for children's programs/projects in 2013 _____ • Amount utilized for children's programs/projects in 2013 _____ | |

Certified by:

Signature over printed name
City/Mun. Budget Officer

Date: _____

Child-Friendly Local Governance Audit

Data from DILG City/Mun. Field Office

| Indicator | Data Requirements | Remarks (pls. indicate if no data) |
|---|--|---------------------------------------|
| <p>1. Children's rights to survival, development, protection and participation are mainstreamed in the core development agenda of the LGU in 2013</p> <ul style="list-style-type: none"> • At least mature functionality of the City/Mun. Council for the Protection of Children • At least 50% of BCPCs with ideal or mature functionality | <p><i>LCPC/BCPC data in 2013</i></p> <ul style="list-style-type: none"> • Functionality of the City/Mun Council for the Protection of Children : _____ • Total no. of barangays _____ • Number of Barangay Councils for the Protection of Children (BCPC) with ideal functionality _____; with mature functionality _____ | |

Certified by:

 Signature over printed name
 City/Mun. Local Gov't Operations Officer

Date: _____

Child-Friendly Local Governance Audit

Data to be gathered by the City/Mun. Social Welfare and Development Office

| Indicator | Data Requirements | Remarks/ (pls. indicate if no data) |
|--|---|--|
| 1. Percentage increase in day care attendance | <ul style="list-style-type: none"> Population of 3 - 4 years old children in: 2012 _____ and 2013 _____ Number of 3 - 4 years old children attending day care centers in: 2012 _____ and 2013 _____ | |
| 2. Absence in child labour or percentage reduction in child labour cases | <ul style="list-style-type: none"> Population of children, 1 to below 18 years old in: 2012 _____ and 2013 _____ No. of child labour cases in: 2012 _____ and 2013 _____ | |
| 3. Percentage reduction in the number of children victims of violence, abuse, neglect, exploitation and trafficking in persons | <ul style="list-style-type: none"> Population of children, 1 to below 18 years old in: 2012 _____ and 2013 _____ No. of children victims of violence, abuse, neglect, exploitation and trafficking in persons in: 2012 _____ and 2013 _____ | |
| 4. Children's rights to survival, development and protection are mainstreamed in the core development agenda of the LGU <ul style="list-style-type: none"> At least 75% of BCPCs with Child representative. | Child Participation in 2013 <ul style="list-style-type: none"> Number of BCPCs with child representative _____ Total _____ number of Barangays _____ | |

Note: No. of victims of violence, abuse, neglect, exploitation and trafficking in persons can also be gathered from the PNP based in the locality as well as child labor cases.

Certified by:

Signature over printed name
City/Mun. Social Welfare and Development Officer

Date: _____

Child-Friendly Local Governance Audit

Data from City/Mun. Planning Office

| Indicator | Data Requirement | Remarks |
|--|---|---------|
| <p>1. Children's rights to survival, development, protection and participation are mainstreamed in the core development agenda of the LGU in 2013</p> <ul style="list-style-type: none"> • With Annual State of Children's Report | <ul style="list-style-type: none"> • Presence of the Annual State of Children's Report in 2013 <p>Yes _____ No _____</p> | |

Certified by:

Signature over printed name
City/Mun. Planning Officer

Date: _____

Child-Friendly Local Governance Audit

Data from Department of Education

| Indicator | Data Requirements | Remarks (pls indicate if no data) |
|--|---|--------------------------------------|
| 1. Completion rate for elementary schooling (Public and Private) | <ul style="list-style-type: none"> Completion rate for elementary schooling in: SY 2013 _____ | |
| 2. A Local School Board (LSB) Plan for 2013 that is aligned with the School Improvement Plan (SIP) | <ul style="list-style-type: none"> Local School Board Plan (LSB) Plan is aligned with the School Improvement Plan Yes _____ No _____ | |
| 3. Completed at least 70% of its LSB Plan for 2013 | <ul style="list-style-type: none"> % completion of LSB Plan _____ | |

Certified by: _____

Signature over printed name
DepEd Official

Date: _____

Child-Friendly Local Governance Audit

Data from City/Mun. Health Office

| Indicator | Data Requirements | Remarks (pls. indicate if no data) |
|---|--|---------------------------------------|
| 1. Percentage reduction in the deaths among under-five years old children | <ul style="list-style-type: none"> • Population of children under-five years old in 2012 _____ and 2013 _____ • Number of deaths among under-five years old children in 2012 _____ and 2013 _____ | |
| 2. Percentage reduction in children under-six with below normal weights | <ul style="list-style-type: none"> • Population of children under-six years old in 2012 _____ and 2013 _____ • Number of under-six years old children with below normal weights in 2012 _____ and 2013 _____ | |
| 3. 2013 Philhealth-accreditation in its main health facility or rural health unit for: a. Maternal Care Services b. Primary Care Services | <ul style="list-style-type: none"> • Presence of 2013 Philhealth Certificate of Accreditation in its main health facility or rural health unit for <ul style="list-style-type: none"> a. Maternal Care Services Yes _____ No _____ b. Primary Care Services Yes _____ No _____ | |

Certified by:

Signature over printed name
City/Mun. Health Officer

Date: _____

Child-Friendly Local Governance Audit

Data from Sangguniang Bayan/Panglungsod

| Indicator | Data Requirements | Remarks |
|--|--|---------|
| 1. Safety Measures for children in the community and schools | <ul style="list-style-type: none"> • Presence of ordinance regulating the seating capacity of tricycles/jeepneys and other modes of public transport Yes _____ No _____ • Presence of ordinance prohibiting the selling of firecrackers to children Yes _____ No _____ | |
| 2. An ordinance or Executive Order establishing Barangay Violence Against Women and their Children (VAW/C) Desks | <ul style="list-style-type: none"> • Presence of ordinance or Executive Order establishing Barangay Violence Against Women and their Children (VAW/C) Desks Yes _____ No _____ | |
| 3. Extent of mainstreaming of children's rights to survival, development, protection and participation in the core development agenda of the LGU in 2013 | <ul style="list-style-type: none"> • Presence of Local Code for Children Yes _____ No _____ | |

Certified by:

Signature over printed name

Secretary to the Sangguniang Bayan/Panglungsod

Date: _____

SUMMARY OF SCORES PER CITY/MUNICIPALITY

CY: _____

Region: _____

Province: _____

City/Mun: _____

| INDICATORS | SCORE |
|---|-------|
| 1. Percentage reduction in deaths among under -five years old children | |
| 2. Percentage reduction in children under six-years old with below normal weights | |
| 3. Percentage increase in day care attendance | |
| 4. Completion rate for elementary schooling (Public and Private) | |
| 5. Absence of child labor or percentage reduction in child labor cases | |
| 6. Percentage reduction in the number of children victims of violence, abuse, neglect, exploitation and trafficking in persons | |
| 7. Safety measures for children in the community and schools | |
| 8. Extent of mainstreaming children's rights to survival, development, protection and participation in the Core Development Agenda (CDA) of the LGU | |
| 9. An Ordinance establishing Barangay Violence Against Women and their Children (VAW/C) Desks | |
| 10. 2013 Philhealth accreditation in its main health facility or rural health unit for the ff: | |
| a. Maternal Care services | |
| b. Primary Care services | |
| 11. A Local School Board (LSB) Plan for CY 2013 that is aligned with the School Improvement Plan (SIP) | |
| 12. Completed at least 70%, its LSB Plan for CY 2013 | |

Prepared by:

City/Municipal Audit Team

C/MSWD Officer -Member

DepEd Rep - Member

C/MLGOO - Chairperson

= 20 is the resultant

Explanation: Resultant is 20 which means that there was an increase in children victims of violence, abuse, neglect and exploitation from 2012 to 2013. The score is 0 as it falls under category "Positive Resultant".

If the resultant is:

| Result | Point Score |
|----------------------------|-------------|
| -50.0% and below | 5 |
| -40.0 – 49.9% | 4 |
| -25.0 – 39.9% | 3 |
| -15.0 – 24.9% | 2 |
| -1.0 -14.9 % | 1 |
| 0 – Any Positive Resultant | 0 |
| No data | 0 |

7. Safety measures for children in the community and schools

Presence of Ordinance regulating the seating capacity of tricycles, jeepneys and other modes of public transport

Yes = 1 No = 0

Presence of Ordinance prohibiting the selling of firecrackers to children

Yes = 1 No = 0

8. Extent of mainstreaming of Children's rights to survival, development, protection and participation in the Core Development Agenda (CDA) of the LGU

Children's programs and projects in AIP

Yes = 1 No = 0

Percent share of Children's programme to the total budget of LGU (2013)

Formula: $C = \frac{a}{b} \times 100$

Where:

a = Budget allocated for children's programme in 2013

b = Total budget of LGU in 2013

| Result | Point Score |
|-----------------|-------------|
| 10.0% and above | 3 |
| 5% - 9.9% | 2 |
| Below 5% | 1 |

Budget Utilization Rate of children's programme VS. Total budget of LGU

Budget Utilization Rate = $\frac{\text{amount utilized for children}}{\text{total budget for children}} \times 100$

| Result | Point Score |
|-----------------|-------------|
| 70.0% and above | 3 |
| 50% - 69.9% | 2 |
| Below 50% | 1 |

CFLGA Form 1: DATA CAPTURE FORM

CFLGA Form 1-A: Data from City/Mun. Budget Office

CFLGA Form 1-B: Data from DILG City/Mun. Field Office

CFLGA Form 1-C: Data to be Gathered by the City/Mun.

Social Welfare and Development Office

CFLGA Form 1-D: Data from City/Mun. Planning Office

CFLGA Form 1-E: Data from Department of Education

CFLGA Form 1-F: Data from City/Mun. Health Office

CFLGA Form 1-G: Data from Sangguniang Bayan/Panglungsod

CFLGA Form 2: SUMMARY OF SCORES PER CITY/MUNICIPALITY

CFLGA Form 3: CONSOLIDATED PROVINCIAL OVERALL RATING

CFLGA Form 4: CONSOLIDATED REGIONAL OVERALL RATING

CFLGA Form 5: CONSOLIDATED REGIONAL ELIGIBLE LGUs

CFLGA Form 6: CONSOLIDATED AUDIT PASSERS



CFLGA AUDIT FORMS



DATA CAPTURE FORM

| INDICATORS | DATA REQUIREMENTS | DATA SOURCE | HOW TO DETERMINE THE SCORE | SCORE |
|---|---|------------------------------|--|-------|
| 10. 2013 PhilHealth Accreditation in its main health facility or rural health unit for the ff: a. Maternal Care Services b. Primary Care Services | <ul style="list-style-type: none"> Presence of Certificate of Accreditation for: a. Maternal Care Services b. Primary Care Services | City/Municipal Health Office | With certificate of accreditation a. Maternal Care Services Yes = 1 No = 0 b. Primary Care Services Yes = 1 No = 0 | |
| 11. A Local School Board (LSB) Plan for CY 2013 that is aligned with the School Improvement Plan (SIP) | <ul style="list-style-type: none"> CY 2013 LSB Plan aligned with SI Plan | DepEd | LSB Plan aligned with SI Plan Yes = 1 No = 0 | |
| 12. Completed at least 70%, its LSB Plan for 2013 | <ul style="list-style-type: none"> Accomplishment Report in the implementation of LSB Plans for CY 2013 | DepEd | 70% and above completed Yes = 1 No = 0 | |

Accomplished by:

City/Municipal (IMTF) Audit Team

C/MSWD Officer - Member

DepEd Rep. - Member

C/MLGOO- Chairperson